

Better Than Bronze



MARELON is an extremely strong, marine-grade, polymer composite built for long term use in all applications.

- Never corrodes like bronze
- Requires no bonding wires
- Can be used with any hull material
- Immune to lightning damage
- Will last for decades without requiring replacement

Use by Over 300 Boat Builders

MARELON products are **ABYC** compliant and can be used above and below the waterline. Over 2400 different MARELON valve configurations are available, as well as thru-hulls, fittings, vented loops, water strainers, and other commonly used plumbing parts.

Contact your sales rep for volume quotes on any MARELON parts.



Outperforms Other Valve Materials

	Marelon®	PVC	Bronze
Immune To Corrosion	✓	✓	✗
No Bonding Wires Needed	✓	✓	✗
Suitable Below Waterline	✓	✗	✓
Suitable Hull Materials	All Hull Types	All Hull Types	Not for Steel or Aluminum Hulls
Passes ABYC 500 lb. Strength Test	✓	✗	✓
ABYC Compliant	✓	✗	✓
Passes USCG Fire Test	✓	✗	✓
Immune To Lightning Damage	✓	✓	✗
Relative Weight (1.5" Ball Valve Seacock)	1.48 lbs	1.65 lbs	6 lbs
Resistant To Cracking	✓	✗	✓

All Marelon® 93 Series Valves Are:



Marine Grade Composite Polymer Plumbing

MARELON®

Create Customized Valves Manufactured To Fit Your Exact OEM Specs



How To Spec Your Custom Pro Series™ Valve Part Number

Just select your desired Base, Body & Top style from the choices inside this brochure. Then enter the corresponding style number into the appropriate column of the product number sequence as shown in the examples below.

Select Your Desired Valve Size Using This Table

Valve Size	Part # Code
1/2"	2
3/4"	3
1"	4
1 1/8"	0-4
1 1/4"	5
1 1/2"	6
2"	8

MADE IN USA

Forespar's popular Marelton® Pro Series™ valves are available in many custom configurations made to fit your exact specifications. Use this guide to determine the correct top, body and base components needed to fit your needs.



Example for Part# 931155 Shown Above

		Base #	Body #	Top #	Size #	Modifiers
9	3	1	1	5	5	Blank by Default

See Next Page for a Complete List of Component Style Numbers and Modifiers

Customized OEM Valves & Seacocks

MARELTON®

Building Your Customized Valve

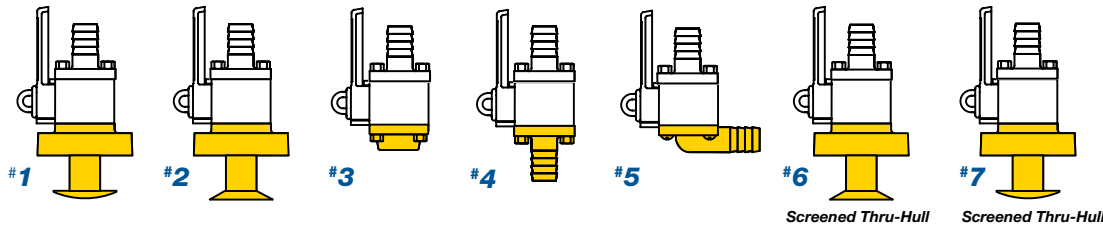
Select Valve Components for Your Custom Valve Using the Number Codes on this Page

Just select your desired Base, Body & Top style from the choices on the inside this brochure. Then enter the corresponding style number into the appropriate column of the product number sequence table shown to the right.

Size Options: The sixth digit indicates valve size

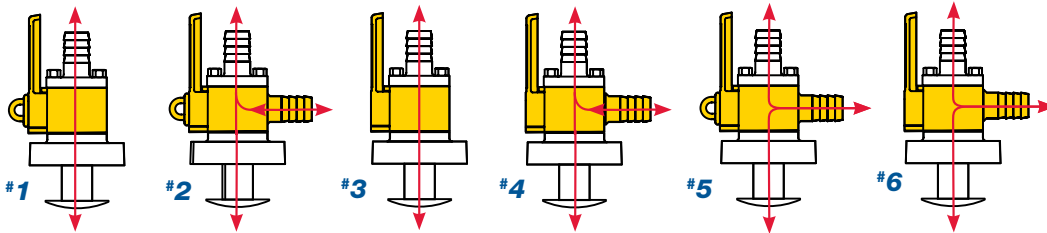
Valve Size	1/2"	3/4"	1"	1 1/8"	1 1/4"	1 1/2"	2"
Part # Code	2	3	4	0-4	5	6	8

Base Options: The third digit in the six digit sequence indicates the base, or bottom of the valve. There are seven options:



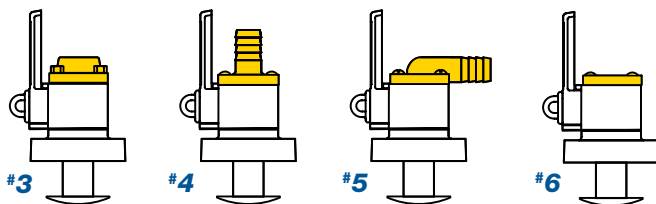
- 1 Flanged, seacock base with a mushroom head buttress threaded thru-hull
- 2 Flanged, seacock base with a flush head buttress threaded thru-hull.
- 3 Female NPSM threaded base.
- 4 Straight barbed tailpipe.
- 5 90 degree elbow barbed tailpipe.
- 6 Flanged, seacock base with a screened flush head buttress threaded thru-hull.
- 7 Flanged, seacock base with a screened mushroom head buttress threaded thru-hull.

Body Options: The fourth digit in the six digit sequence indicates the body, or middle section of the valve. There are six options:



- 1 Straight flow, single port with a thru-hull plug for use with our buttress thru-hulls
- 2 Double port, "Y" valve with body barb opposite the handle with a thru-hull plug
- 3 Straight flow, single port with no thru-hull plug; only a flush cap on the handle
- 4 Double port, "Y" valve with body barb opposite the handle with a flush cap on the handle
- 5 Double port "Dual Drain" with the body barb opposite the handle and a thru-hull plug
- 6 Double port "Dual Drain" with the body barb opposite the handle and flush cap handle

Top Options: The fifth digit in the six digit sequence indicates the top section of the valve. There are five options:



- 3 Female Threads
- 4 Straight Hose Barb Tailpipe
- 5 Low Profile 90 degree elbow hose barb.
- 6 Blank top only (used on very few configurations-with body 5 & 6 only)
- 7 NOT SHOWN - Female garden hose fitting (used only on engine flush-out valves-body #2 & 4)

Optional Valve Modifiers Codes: Special valve modifications indicated at the end of the part number:

- N** - Specifies an NPSM straight threaded base for seacock valves, allowing the valve to be installed on a standard thru hull. No thru hull will be included on a valve with this option.
- B** - Specifies a BSP threaded base. (1" - 2") No thru-hull or handle plug is provided.
- C** - Specifies a chromed mushroom head buttress thread thru-hull.
- L** - The top elbow needs to face left. (From the point of view looking at the top of the valve, with the handle facing 'down'.
- R** - The top elbow needs to face right.
- E** - Specifies the valve is to be used with an ROV electric valve. (OEM only)
- V** - Specifies an anti-venturi style thru hull to be paired with the valve.
- K** - Specifies a handle lock-off plate to satisfy USCG requirements, usable with standard padlocks. (Only available on 1" & 2" sizes)

My Custom Part Number

		Base #	Body #	Top #	Size #	Modifiers
9	3					

Remains Constant
Indicates Pro Series Valve

Blank by Default