

If your boat requires adjusted QUIK Davit™ heads DO NOT RETURN THIS PRODUCT TO THE STORE WHERE YOU BOUGHT IT. Work directly with Forespar®. We have multiple options for you to get what you need directly from us, some as quickly as the next business day, costing only \$89 (after return credit) plus shipping. Read these instructions, complete the QUIK Davit Adjustments Form, and send directly to Forespar or call us at 800-266-8820 after you have completed the form.

If you want more clearance between your inflatable and the swim platform due to:

- The need to miss an obstruction such as a ladder extension
- The trailing radius of the platform is curved
- The edge of the platform is heavily rounded

If your swim step is too low for convenient connection while your inflatable is in the water

Then you can order extended or raised davit heads:

- For immediate shipment (even with next business day delivery) or
- Send your davit heads to us for adjustment.

**Just follow these 3-step instructions** to be sure you order and receive what you want.

1. Verify your measurements and complete Part 1 of the Adjustments Form.
2. If you want immediate shipment call us at 800-266-8820 and have your credit information card available.
3. If you want to send your davit heads to us for adjustment (or if you want \$205.00 credit for returning a new and unused set of davit heads), complete the rest of the Adjustments Form and send it along with your new and unused davit heads (prepaid and insured) to us at the address on the form. We will issue a \$205.00 credit to your card upon our receiving and inspecting a new and unused set of davit heads.

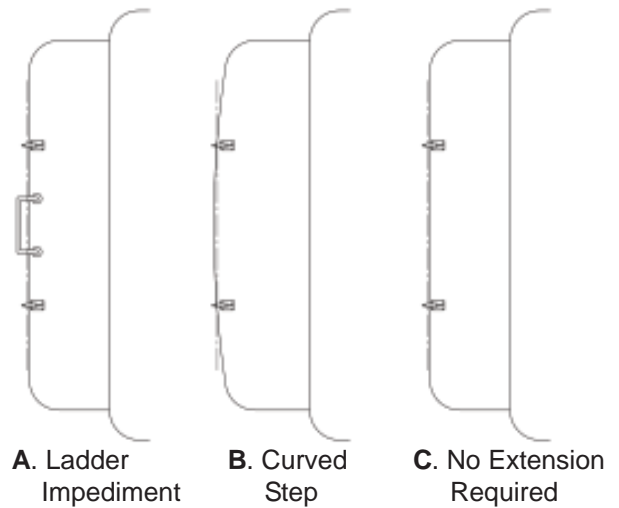
### **Part 1 Verifying Your Measurements**

Refer to the diagrams on the next page for modification options to your davit heads. A minimum of 1/2" is required from the point in the davit head where the dinghy pad yoke will bear, to the aft edge of the swim step or aft edge of any impediment such as a boarding ladder. If, due to any of the conditions shown in the diagrams, an extension modification is necessary the following steps will assist you in establishing the correct measurement for an aft extending modification.

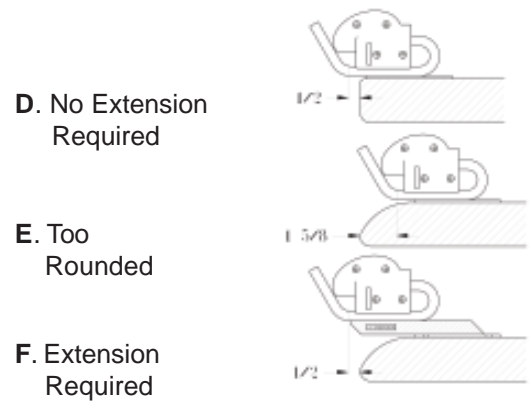
- 1a. Clip the davit heads on a string which is tied (both end) to the boat so your davit heads will not get knocked overboard.
- 1b. Locate the davit heads in their correct spacing based on the yoke pads on your dinghy and pull the string tight to establish a straight line.
- 1c. Determine if there is an impediment to the location of the davit heads which would prevent engaging the yokes.
- 1d. If such an impediment exists, measure from your string straight line to determine the length of aft extension you require (4" extension maximum). Ensure that your extension will locate the bearing point in your davit head jaws are a minimum of 1/2" aft of the aft edge of the impediment.
- 1e. If your swim step is too low, vertical extensions are available (4" extension maximum). It is preferable to lift the yoke into the davit head when engaging. It is difficult and less safe to push the yoke down into the davit head and this manner of setup is not recommended.

Both aft and vertical davit head modifications work with or without the **FAST KIT™** quick release system.

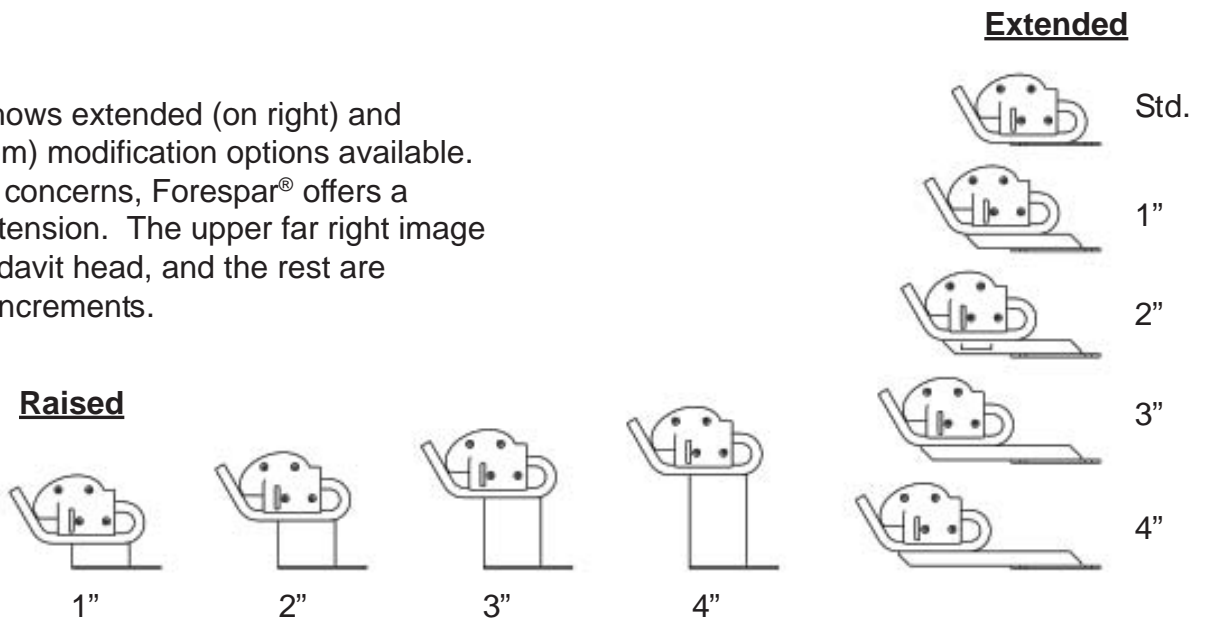
This diagram shows a typical installation (**C**, right) where no aft extension is required. The (**B**, middle) shows a swim step with a curved aft edge that prevents yoke/davit head engagement without an aft extension modification. The (**A**, left) shows a boarding ladder impediment which requires an aft extension modification.



This diagram shows a swim step with a rounded trailing edge which requires the davit head mounting plate be moved forward to attach to a flat surface. Again, this condition would require an aft extension modification to move the yoke bearing point in the davit head so there would be a minimum 1/2" to the aft of the swim step edge.



This diagram shows extended (on right) and raised (on bottom) modification options available. Due to bending concerns, Forespar® offers a 4" maximum extension. The upper far right image is the standard davit head, and the rest are extended in 1" increments.



**QUIK Davit Adjustments Form**

**Part 2**

I have verified my measurements (**NOTE THAT ALL SALES ARE FINAL AND THAT ADJUSTED DAVIT HEADS ARE NOT RETURNABLE**) and I want to modify my davit heads (check only one):

Aft Extended Heads

Raised Heads

- Extended 1"
- Extended 2"
- Extended 3"
- Extended 4"

- Raised 1"
- Raised 2"
- Raised 3"
- Raised 4"

Price per pair: \$ 289.00

Shipping & Handling (for the continental US only. Call or email for rates to other locations)

- |   |                   |                                  |         |
|---|-------------------|----------------------------------|---------|
| <input type="checkbox"/> UPS Next Day Air | Next Business Day | Delivery typically by 10:30 a.m. | \$77.50 |
| <input type="checkbox"/> UPS 2nd Day Air  | 2 Business Days   | Delivery typically by end of day | \$34.00 |
| <input type="checkbox"/> UPS 3 Day Select | 3 Business Days   | Delivery by end of day           | \$25.00 |
| <input type="checkbox"/> UPS Ground       | 1-5 Business Days | Based on distance to destination | \$14.00 |

Your selected Shipping & Handling \$ \_\_\_\_\_

Total check enclosed or to be charged to your credit card \$ \_\_\_\_\_

Note: if returning a new and unused pair of our QD-1 davit heads (PN 153475) a refund for \$205.00 will be issued separately to your account when they are received and inspected at Forespar Products.

If you want immediate shipment call Forespar Customer Service at 800-266-8820 and have your credit information card available.

**Part 3**

If you want to send your davit heads to us for adjustment OR if you want \$205.00 credit for returning a new and unused set of davit heads, complete Part 2 and send it along with your new and unused davit heads (prepaid and insured) to us at the address below. We will issue a \$205.00 credit to your card upon our receiving and inspecting a new and unused set of davit heads.

Customer Information

Name: \_\_\_\_\_

eMail: \_\_\_\_\_

Shipping: \_\_\_\_\_

City: \_\_\_\_\_ St: \_\_\_\_\_ Zip: \_\_\_\_\_

Telephone: \_\_\_\_\_

Person to call for credit card authorization: \_\_\_\_\_ Tel: \_\_\_\_\_

Send this completed form and your new and unused set of davit heads prepaid and insured, to us at:

QUIK Davit Customer Service  
Forespar Products Inc., 22322 Gilberto, Rancho Santa Margarita, CA 92688-2102